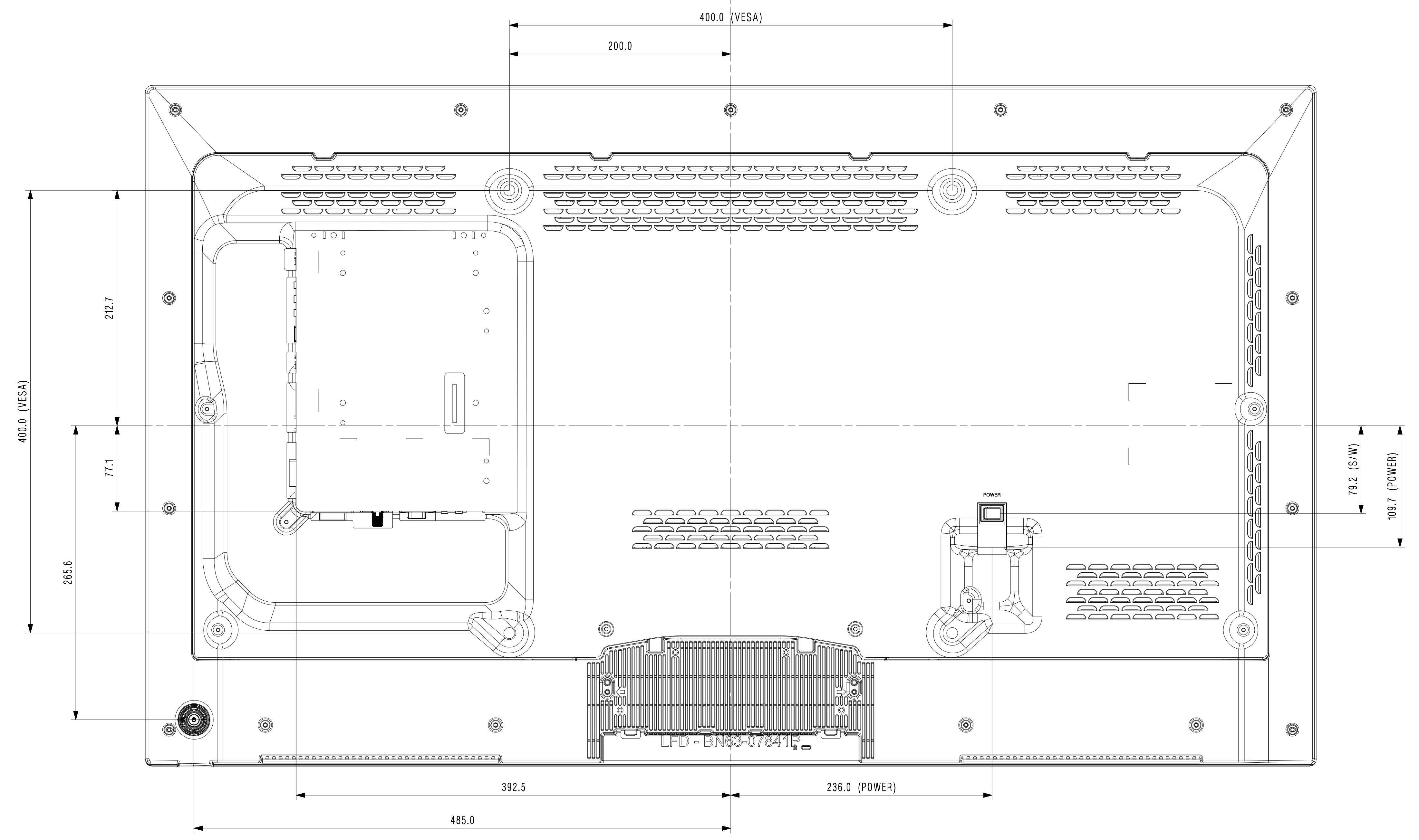
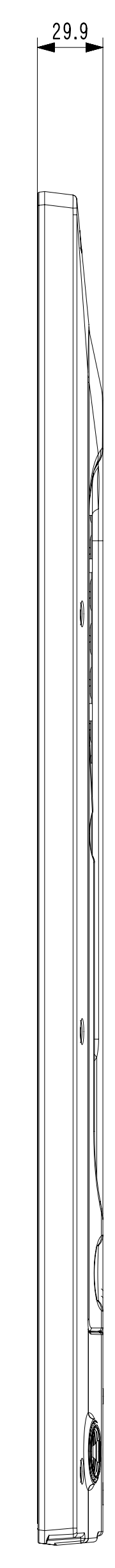



Rev. No	32	33	34
ED	CODE	RECORD	REMARK

# MEC 46" MECHANICAL DRAWING (LH46MEC\*)

SET SIZE (H\*W\*D) : 1057.6 \* 615.8 \* 29.9  
 BEZEL WIDTH (T/L/R/B) : 17.3/14.3/14.3/20.9  
 VESA HOLE : 400 \* 400



PART NAME	MEC46 DIMENSION	SPECIFICATION	PROJECT
UNIT	MM	DRAWING BY	REVIEWED BY
TOLERANCE		APPROVED BY	
SCALE			SHEET NO
			1 /
CODE No.		DWG. Rev	